



3.5 m  
Reference Listening Position

20 m<sup>2</sup>  
Sweet Spot

200 m<sup>2</sup>  
Concert Level Area (up to)

2.1  
Audio Format

> 117 dB  
Peak Sound Level

4,000 W  
Output Power

Our Tahiti 2.1 sound system features Syva, the incomparable loudspeaker tower that sleekly incorporates pro audio line array technology into a single, high fidelity colinear sound source. With Tahiti, the power and elegance of Syva conspire to bathe your space in music, drawing you closer to the artist and the musical content. Syva boasts wide horizontal coverage of 140° ensuring that the sweet spot is as ample as it is present. With 26° vertical directivity focused on the concert level area, Syva delivers sound with laser-like precision, conferring uncanny clarity and a sense of proximity.

Originally conceived for live reinforcement of opera vocals and classical music in concert halls which often have reverberant acoustics, Syva shines in terms of intelligibility at high SPL, allowing the listener to savor the dynamics of the most majestic crescendo or share a hushed moment with the artist. Tahiti 2.1 is complemented by Syva Sub. The high-power Syva Sub is capable of delivering the infra low frequencies which contribute to the haptic sensations that nourish our appreciation of music and make the emotion palpable in the literal sense.

## APPLICATIONS



Tahiti will perform best as a wall-mounted system paired with a large format screen or as a premium hi-fi stereo system for musical content.

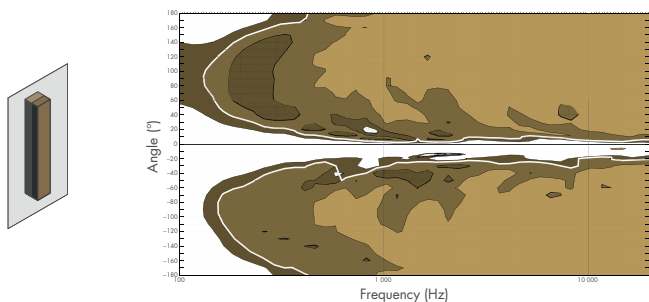
# GENERAL SPECIFICATIONS

## Audio system performance

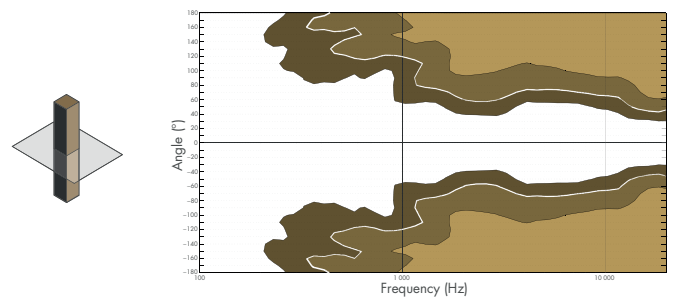
Peak sound level	> 117 dB	Peak SPL unweighted at sweet spot using pink noise with 12 dB crest factor
Frequency bandwidth	20 Hz - 20 kHz	Range of frequencies within 10 dB of HF plateau, calibrated by factory preset
Frequency contour	+15 dB @ 40 Hz	Flat above pivot point and +5 dB/octave slope below, according to L-Acoustics sonic signature

## Technology

Loudspeaker technology	Wavefront Sculpture Technology	Colinear source transducer arrangement for medium/long throw applications
Loudspeaker transducer	6 × 5" LF + 3 × 1.75" HF	HF compression drivers loaded by a DOOSC waveguide in a J-shaped progressive curvature
Loudspeaker directivity	V: +5°/-21° H: 140°	At -6 dB from on-axis response, averaged over 1 - 10 kHz range
Subwoofer technology	Laminar vented enclosure	L-Acoustics low-turbulence progressive vent design
Subwoofer transducer	1 × 12"	High-power transducer with extra-long excursion 40 mm peak to peak



Loudspeaker directivity in vertical plane using lines of equal sound pressure at -3 dB, -6 dB, -12 dB.

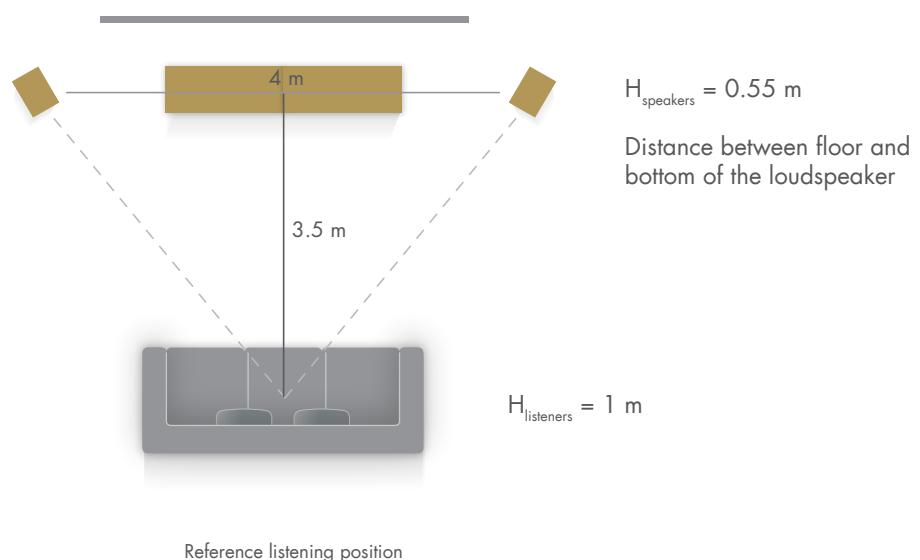


Loudspeaker directivity in horizontal plane using lines of equal sound pressure at -3 dB, -6 dB, -12 dB.

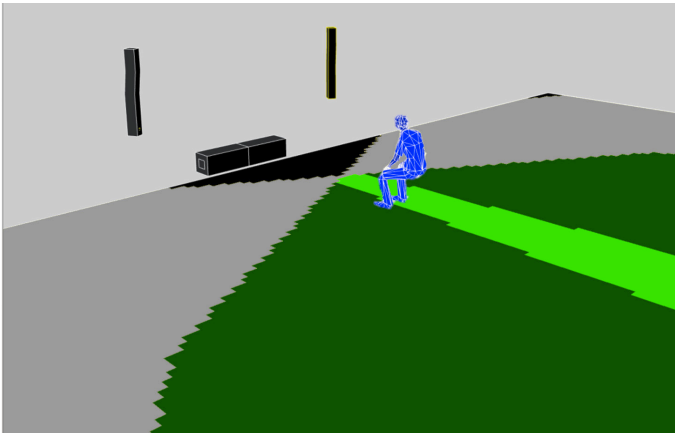
## Listening space

Reference listening position	3.5 m	Equivalent to the mixing engineer position with full, concert-like dynamics and capable of SPL levels of more than 105 dB SPL A weighted <sup>1</sup>
Sweet spot	20 m <sup>2</sup>	Area of spatialization and full stereophony equivalent to the mixing area at a concert
Concert level area (up to)	200 m <sup>2</sup>	Area defined by the system coverage in which nominal SPL can exceed 90 dB SPL A-weighted

<sup>1</sup> Beware of sound levels. Loudspeaker systems are capable of producing very high sound pressure levels which can lead to hearing damage.



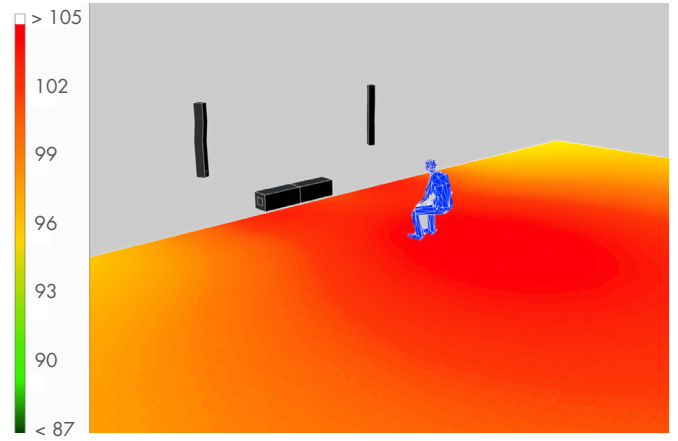
## Coverage



Sweet spot: spatialized zone mapping modeled in L-Acoustics Soundvision software represented by the central light green area

■ Sweet spot

## SPL (dBA)

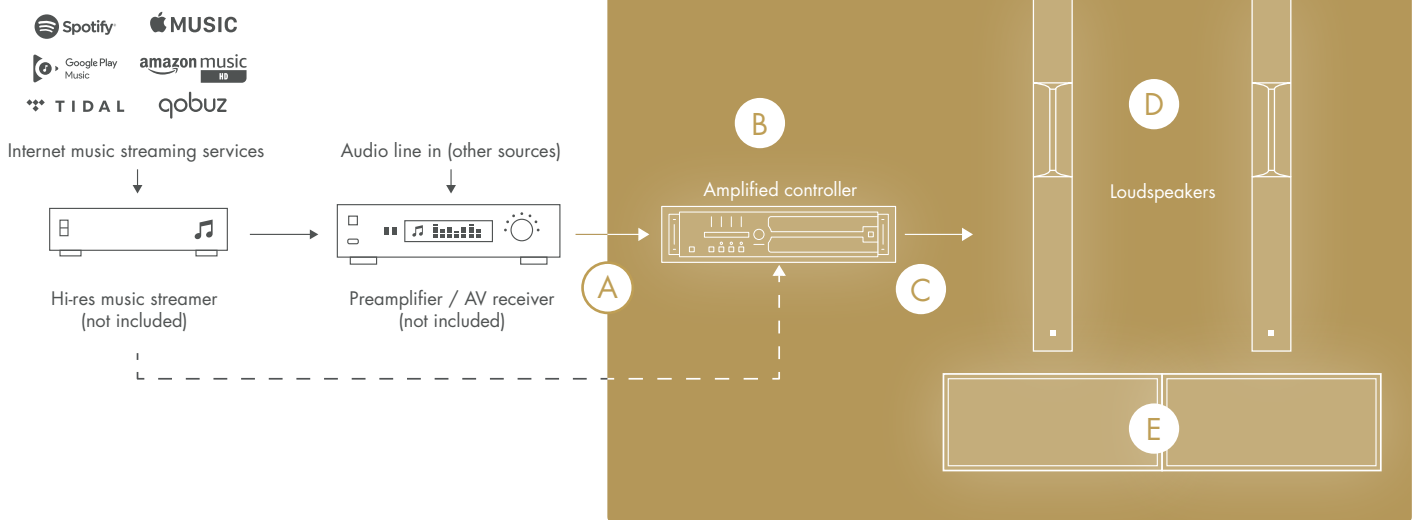


Concert level area: SPL (Sound Pressure Level) mapping modeled in L-Acoustics Soundvision software

## COMPONENTS AND SYSTEM DIAGRAM

### AUDIO SOURCES

### L-ACOUSTICS ECOSYSTEM



<b>A</b>	<b>Signal cables</b>	1 × RCA-XLR2: RCA to 1 × XLRM (2 m)	1 × XLR2: XLR AES (2 m)
<b>B</b>	<b>Amplification and processing</b>	1 × LA4X class D four-channel amplified controller, with case	
<b>C</b>	<b>Speaker cables</b>	4 × SP5 SE: 4 × 2.5 mm <sup>2</sup> , speakON connectors (5 m)	
<b>D</b>	<b>Full range loudspeakers</b>	2 × Syva 2-way passive coaxial loudspeakers: 6 × 5" LF + 3 × 1.75" HF diaphragm, with wall-mount accessory	
<b>E</b>	<b>Subwoofers</b>	2 × Syva Sub infra low frequency subwoofer: 1 × 12" LF	

For detailed connection diagram and installation procedure, please refer to the Setup guide.

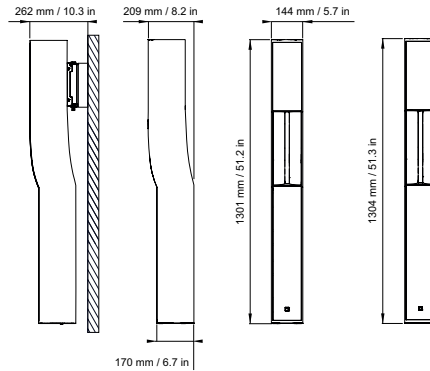
# ARCHITECTURAL SPECIFICATIONS

## Dimensions and weights

### Syva

Weight (net) 21 kg / 46 lb

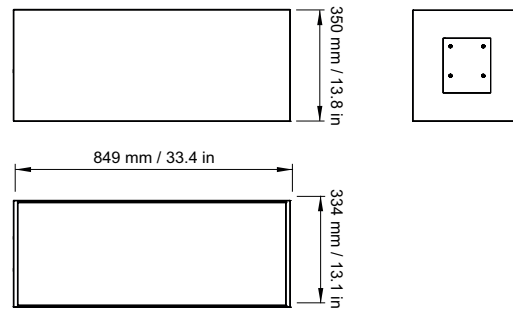
IP Rating 54



### Syva Sub

Weight (net) 27 kg / 60 lb

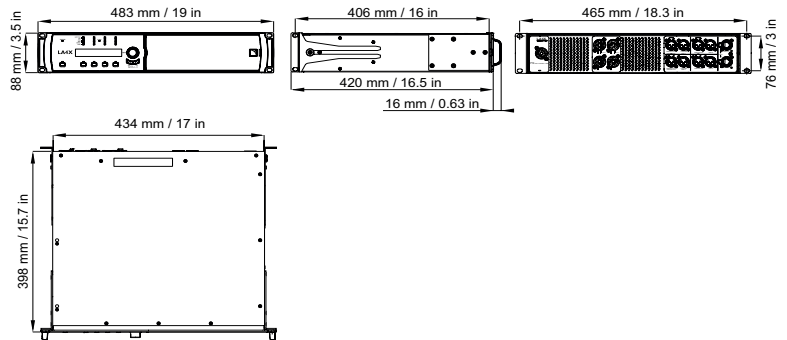
IP Rating 55



### LA4X with case

Weight (net) 16.7 kg / 36.8 lb

IP Rating 3x



## FINISHES

The Syva and Syva Sub cabinets are made of premium grade Baltic birch plywood, protected with a bi-component hard coating for indoor and outdoor use. The loudspeakers exist in two exterior finishes: Dark Grey Brown and Pure White.

